


















COMUNE DI CORCIANO
ELEZIONI EUROPEE 2019
RIEPOLOGO VOTI DI LISTA

| N° SEZ | SEZIONE |  |  |  |  |  |  |  |  |  |  |  |  |  |  |  |
|--------|-------------|---|---|---|---|---|--|---|---|---|---|---|---|---|---|---|
| 1 | CORCIANO | 30,06% | 0,45% | 10,57% | 0,15% | 0,91% | 1,21% | 10,12% | 0,00% | 1,66% | 1,81% | 3,02% | 4,53% | 2,42% | 3,17% | 29,91% |
| 2 | CASTELVIETO | 32,95% | 1,42% | 12,22% | 0,28% | 0,57% | 0,85% | 9,66% | 0,57% | 0,28% | 0,28% | 1,99% | 7,39% | 2,27% | 0,85% | 28,41% |
| 3 | CHIUGIANA | 33,93% | 0,16% | 15,08% | 0,33% | 0,49% | 1,64% | 7,87% | 0,33% | 0,16% | 1,48% | 2,30% | 4,92% | 3,61% | 3,93% | 23,77% |
| 4 | CAPOCAVALLO | 42,48% | 0,00% | 16,00% | 0,00% | 0,00% | 1,14% | 5,14% | 0,00% | 0,00% | 0,76% | 0,57% | 6,67% | 0,76% | 2,29% | 24,19% |
| 5 | TAVERNE | 34,82% | 0,39% | 14,70% | 0,39% | 1,55% | 2,90% | 8,32% | 0,00% | 0,19% | 0,77% | 2,90% | 6,38% | 0,39% | 1,93% | 24,37% |
| 6 | MANTIGNANA | 41,65% | 0,21% | 11,34% | 0,00% | 0,41% | 1,65% | 10,10% | 0,21% | 0,21% | 0,41% | 1,65% | 4,54% | 1,86% | 2,27% | 23,51% |
| 7 | MANTIGNANA | 40,71% | 0,19% | 14,26% | 0,38% | 0,56% | 1,50% | 10,13% | 0,56% | 0,19% | 1,31% | 2,63% | 3,56% | 2,06% | 3,00% | 18,95% |
| 8 | SAN MARIANO | 36,36% | 0,59% | 18,38% | 0,00% | 1,19% | 1,58% | 7,71% | 0,99% | 0,40% | 0,59% | 1,19% | 2,77% | 2,77% | 2,37% | 23,12% |
| 9 | SAN MARIANO | 31,52% | 0,21% | 16,91% | 0,42% | 1,04% | 0,21% | 9,81% | 0,00% | 0,42% | 0,63% | 1,88% | 5,64% | 1,88% | 2,51% | 26,93% |
| 10 | SOLOMEO | 28,50% | 0,00% | 13,72% | 0,79% | 0,53% | 1,32% | 2,11% | 0,00% | 0,26% | 0,53% | 1,06% | 5,54% | 2,11% | 2,64% | 40,90% |
| 11 | MIGIANA | 37,36% | 0,00% | 11,87% | 0,00% | 0,22% | 1,10% | 7,69% | 0,00% | 0,44% | 0,22% | 2,86% | 7,25% | 2,20% | 4,18% | 24,62% |
| 12 | CHIUGIANA | 34,43% | 0,22% | 14,25% | 0,00% | 0,88% | 0,00% | 5,70% | 0,22% | 0,22% | 2,41% | 2,85% | 5,26% | 2,63% | 2,41% | 28,51% |
| 13 | CHIUGIANA | 33,82% | 0,62% | 14,32% | 0,41% | 0,21% | 2,90% | 6,22% | 0,21% | 0,62% | 0,62% | 2,49% | 3,11% | 2,28% | 2,90% | 29,25% |
| 14 | SAN MARIANO | 29,73% | 0,68% | 19,93% | 1,01% | 0,00% | 3,04% | 5,74% | 0,68% | 0,00% | 0,00% | 2,03% | 4,05% | 2,70% | 1,35% | 29,05% |
| 15 | SAN MARIANO | 32,43% | 0,30% | 15,92% | 0,00% | 0,00% | 0,90% | 7,51% | 0,30% | 0,30% | 1,20% | 4,20% | 3,90% | 3,90% | 2,10% | 27,03% |
| 16 | CHIUGIANA | 36,77% | 0,00% | 15,46% | 0,00% | 0,34% | 3,09% | 3,78% | 0,00% | 0,00% | 0,34% | 3,44% | 3,44% | 1,72% | 1,72% | 29,90% |
| 17 | SAN MARIANO | 40,93% | 0,22% | 13,72% | 0,44% | 0,44% | 0,88% | 5,53% | 0,00% | 0,22% | 0,00% | 3,10% | 4,87% | 2,43% | 1,55% | 25,66% |
| 18 | SAN MARIANO | 36,59% | 0,00% | 14,13% | 0,00% | 0,72% | 0,36% | 9,42% | 0,36% | 1,09% | 0,00% | 2,17% | 4,71% | 2,90% | 2,17% | 25,36% |
| 19 | SAN MARIANO | 30,59% | 0,70% | 16,78% | 0,17% | 0,35% | 2,27% | 10,14% | 0,00% | 0,35% | 1,57% | 1,57% | 6,47% | 2,10% | 4,20% | 22,73% |
| 20 | SAN MARIANO | 30,82% | 0,23% | 15,30% | 0,00% | 1,14% | 1,60% | 7,76% | 0,46% | 0,00% | 0,00% | 1,83% | 5,25% | 2,97% | 3,65% | 29,00% |
| 21 | SAN MARIANO | 30,29% | 0,00% | 14,21% | 0,00% | 1,07% | 0,80% | 9,38% | 0,27% | 0,00% | 0,54% | 3,49% | 4,02% | 3,49% | 4,83% | 27,61% |
| 22 | CHIUGIANA | 34,75% | 0,00% | 15,83% | 0,00% | 0,77% | 1,16% | 8,11% | 0,77% | 0,00% | 0,39% | 3,09% | 6,95% | 2,70% | 3,09% | 22,39% |
| 23 | TOTALI | 34,72% | 0,31% | 14,64% | 0,22% | 0,63% | 1,47% | 7,80% | 0,25% | 0,35% | 0,81% | 2,32% | 5,06% | 2,32% | 2,77% | 26,33% |