














**COMUNE DI CORCIANO**  
**ELEZIONI EUROPEE 2014 - RIEPILOGO VOTI DI LISTA IN PERCENTUALE**

**Aventi Diritto: 15669    Affluenza: 61,88%**

N° SEZ	SEZIONE												TOTALE PREF.
1	CORCIANO	0,33%	10,64%	10,64%	0,00%	2,78%	2,29%	4,91%	0,49%	17,18%	0,33%	54,99%	611
2	CASTELVIETO	0,62%	11,84%	11,84%	0,31%	1,25%	3,12%	2,18%	0,31%	22,12%	0,31%	54,21%	321
3	CHIUGIANA	0,69%	9,36%	9,36%	0,17%	3,12%	1,91%	4,51%	1,04%	27,38%	0,17%	47,49%	577
4	CAPOCAVALLO	0,55%	11,60%	11,60%	0,18%	2,95%	3,68%	2,95%	0,37%	22,10%	0,92%	50,83%	543
5	TAVERNE	0,60%	9,80%	9,80%	0,20%	2,80%	3,80%	5,40%	0,80%	19,20%	0,20%	52,80%	500
6	MANTIGNANA	0,23%	10,33%	10,33%	0,47%	3,05%	3,76%	3,76%	0,23%	17,14%	0,23%	55,87%	426
7	MANTIGNANA	0,64%	10,92%	10,92%	0,00%	2,14%	2,14%	3,43%	0,64%	16,27%	0,00%	56,75%	467
8	SAN MARIANO	0,66%	13,22%	13,22%	0,00%	2,42%	1,10%	3,96%	0,44%	21,59%	0,44%	53,08%	454
9	SAN MARIANO	0,22%	11,47%	11,47%	0,00%	3,25%	1,08%	3,46%	0,87%	20,13%	0,65%	52,16%	462
10	SOLOMEO	0,29%	9,33%	9,33%	0,29%	1,46%	1,46%	2,62%	0,29%	14,29%	0,29%	68,22%	343
11	MIGIANA	1,46%	13,87%	13,87%	0,00%	4,87%	3,89%	2,92%	0,73%	15,57%	0,24%	52,55%	411
12	CHIUGIANA	0,42%	13,89%	13,89%	0,00%	2,95%	3,16%	2,95%	0,00%	16,21%	0,63%	54,74%	475
13	CHIUGIANA	0,55%	10,29%	10,29%	0,18%	3,49%	2,21%	6,07%	0,18%	16,54%	0,37%	55,70%	544
14	SAN MARIANO	0,00%	7,59%	7,59%	0,32%	1,27%	1,27%	2,85%	0,00%	21,84%	0,32%	59,18%	316
15	SAN MARIANO	0,31%	10,38%	10,38%	0,00%	3,46%	3,46%	5,97%	1,26%	25,16%	0,00%	42,14%	318
16	CHIUGIANA	0,00%	6,71%	6,71%	0,00%	3,02%	0,67%	4,70%	0,00%	22,48%	0,67%	56,38%	298
17	SAN MARIANO	0,89%	14,44%	14,44%	0,00%	2,44%	2,22%	3,56%	0,00%	12,89%	0,67%	60,67%	450
18	SAN MARIANO	0,67%	19,13%	19,13%	0,00%	4,36%	3,02%	8,39%	0,67%	18,46%	0,00%	39,93%	298
19	SAN MARIANO	0,61%	12,35%	12,35%	0,20%	3,85%	2,83%	6,28%	0,61%	26,72%	0,00%	42,51%	494
20	SAN MARIANO	1,32%	9,67%	9,67%	0,00%	3,52%	1,54%	3,08%	0,00%	21,54%	0,44%	53,63%	455
21	SAN MARIANO	0,82%	9,56%	9,56%	0,00%	3,83%	3,28%	6,83%	0,55%	22,40%	0,27%	47,81%	366
22	CHIUGIANA	0,76%	12,12%	12,12%	0,00%	5,68%	5,68%	4,55%	0,76%	19,32%	0,00%	44,70%	264
	<b>TOTALI</b>	<b>0,59%</b>	<b>11,27%</b>	<b>11,27%</b>	<b>0,11%</b>	<b>3,07%</b>	<b>2,58%</b>	<b>4,31%</b>	<b>0,47%</b>	<b>19,82%</b>	<b>0,34%</b>	<b>52,70%</b>	<b>9393</b>